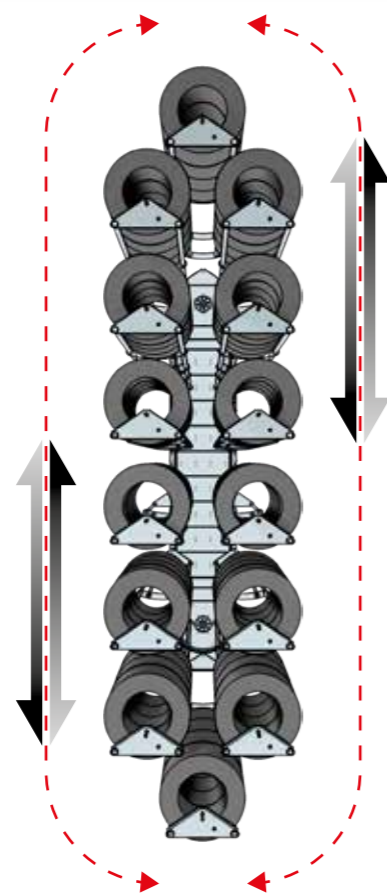




- Automatic TireStore is the new automated warehouse for the storage of tires. It manages sets of tires thanks to a database that associates the customer's plate to the position of the tires set on movable vertical scrolling shelves.
- It is a highly effective solution for managing the storage and organization of tires. It allows easy access to stored items and makes the most out of the available space, growing vertically. Automatic TireStore will also lower the working time and the risk of injury, allowing the operator to identify the desired set of tires, stopping in the correct position and bringing the tire securely to the floor level.
- It is available in various sizes and it is expandable up to 128 elements: its modular design makes it adaptable to your requirements!
- Furthermore, Automatic TireStore handles a variety of tire sizes up to 840 mm. in diameter.



Technical Specifications

- Possibility to operate up to 128 modules (machines) with a single controlling system.
- Control Panel: Panel PC (optional: remote control on office's PC)
- Possibility of remote assistance.
- Class 2 security barriers in order to protect the limbs and protective grids.
- Tires separator: included
- Fastening: fasten to the floor
- Power supply: 400 V. – 3-phase
- Engine: from 3 to 4 HP
- Colours of the components: Waterpaint Grey RAL7042, Red RAL3020.
- The maintenance contract is optional.
- 2-year Guarantee.



Visit i our social network



Automatic TireStore. All rights reserved. The dimensions shown are approximate and not binding.

AUTOMATIC STORE S.R.L. Unip.

Via Magellano, 6 – Int. 1 - 37053 Cerea (Verona)
Tel. 0442 375386 - C.F. e P.I. 04240600231

www.automaticstore.biz
info@automaticstore.biz

...and now, where should I store them?



The automated solution
for the warehouse management
of your customers' Summer and Winter Tires.

Mod. ATS - Basic | Plus | Top

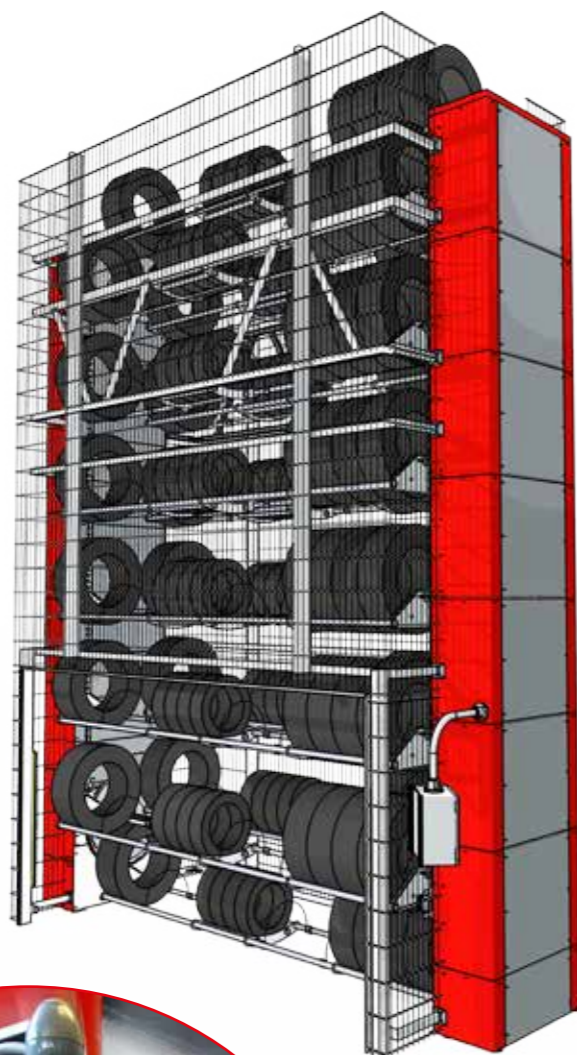
PRODUCT RANGE

Mod.	Motor control	Input	Database	Panel PC	Home PC	Axes control	Remote assistance
Basic	2 inverter	manual control button (up/down)	NO	NO	NO	NO	NO
Plus	2 inverter	Keyboard	Yes	NO	Yes	Proximity sensor	Yes
Top	2 Brushless	Touch	Yes	Yes	Yes	Electric	Yes

Each model is equipped with additional external keypad for manual control



Tg M 6600 x 4600 capacity 256 tires



Preview of the software control screen.



For Plus and Top models is also available, as optional, App control (Smartphone or Tablet), labels printer and barcode reader

Mod. ATS LIGHT - Basic | Plus

ATS LIGHT is the new model of ATS which responds to the need to store a large number of tires in confined spaces, for ex. basements, lofts, etc. Compared to the classical model of the ATS is lighter carpentry, electronics is simplified and the maneuvering spaces are optimized.

It's a one gear motor machine with mechanical axis and a central shoulder that ensures greater stability of the shelves; it's available in **BASIC** (manual handling to button up/down) and **PLUS** (handling managed by software).



Size S Capacity considering tires max 165 mm. wide- Ø max 580 mm.

Width mm.	2900	3600	4300	5000	5700	6400
Height mm.						
3100	96	128	160	192	224	256
3800	120	160	200	240	280	320
4500	144	192	240	288	336	384
5200	168	224	280	336	392	448
5900	192	256	320	384	448	512
6600	216	288	360	432	504	576

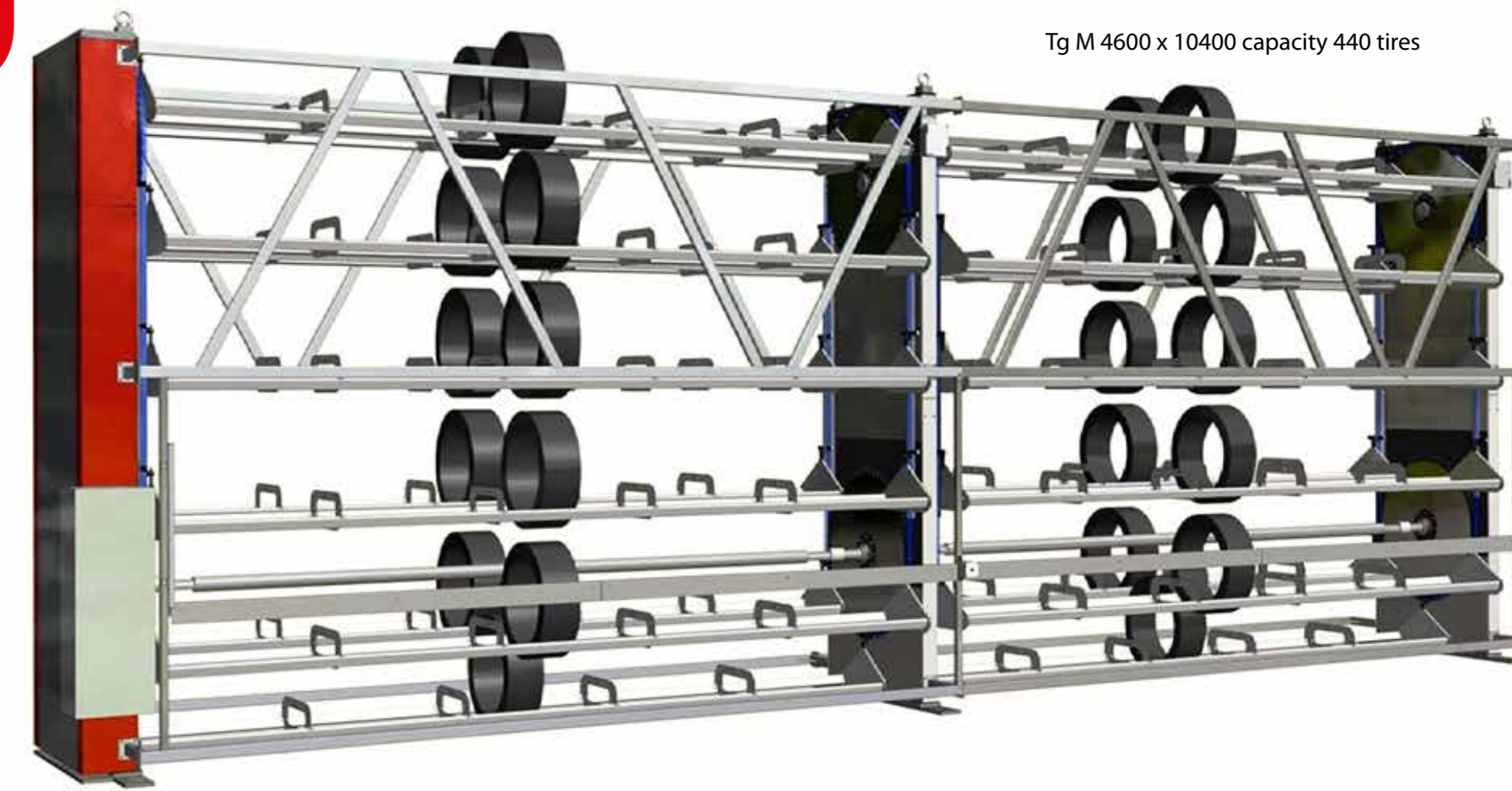
Size M Capacity considering tires max 225 mm. wide- Ø max 645 mm.

Width mm.	3700	4600	5500	6500	7400
Height mm.					
3500	96	128	160	192	224
4300	120	160	200	240	280
5000	144	192	240	288	336
5800	168	224	280	336	392
6600	192	256	320	384	448
7300	216	288	360	432	504

Size L Capacity considering tires max 265 mm. wide- Ø max 840 mm.

Width mm.	3800	4800	5700	6600
Height mm.				
3700	72	96	120	144
4800	96	128	160	192
5800	120	160	200	240
6900	144	192	240	288
7900	168	224	280	336
9000	192	256	320	384

Tg M 4600 x 10400 capacity 440 tires



PRODUCT RANGE

Mod.	Motor control	Input	Database	Panel PC	Home PC	Axes control	Remote assistance
Light - Basic	1 inverter	manual control button (up/down)	NO	NO	NO	NO	NO
Light - Plus	1 inverter	Keyboard	Yes	NO	Yes	Meccanic	Yes

Each model is equipped with additional external keypad for manual control

Size S Capacity considering tires max 145 mm. wide- Ø max 580 mm.

Width mm.	SINGLE		DOUBLE	
	4500	5400	8600	10400
Height mm.				
3100	168	210	336	420
3800	216	270	432	540
4600	264	330	528	660

Size M Capacity considering tires max 225 mm. wide- Ø max 645 mm.

Width mm.	SINGLE		DOUBLE	
	4500	5400	8600	10400
Height mm.				
3100	112	140	224	280
3800	144	180	288	360
4600	176	220	352	440

Size L Capacity considering tires max 255 mm. wide- Ø max 840 mm.

Width mm.	SINGLE		DOUBLE	
	4700	5600	8900	10800
Height mm.				
3700	96	120	192	240
4200	128	152	256	305
4800	160	184	320	368